

Diabetic Retina Screening

Diabetic RetinaScreen offers regular, free diabetic retinopathy screening to people with Type 1 or Type 2 diabetes aged twelve years and over. Screening is a way of detecting any changes to the small blood vessels in the lining at the back of the eye. Specialised digital photography is used to look for changes that could affect eyesight.

If diabetic eye disease is found early, treatment can reduce or prevent damage to the patient’s eyesight. The longer a person has had diabetes, the more likely they are to develop diabetic retinopathy. The programme will arrange a referral to one of the eight treatment clinics nationally.

Diabetic RetinaScreen is part of the National Screening Service (NSS) which is part of the Health Service Executive (HSE).


The following screening pathways are available to participants depending on their individual needs:

1. Routine Digital Screening (RDS) and Slit Lamp Biomicroscopy (SLB)


Participants will be offered a screening appointment annually to check for any signs of retinopathy.

2. Digital Surveillance (DS)


Participants that have some level of retinopathy will be placed in the Digital Surveillance pathway which offers more frequent screening. This is a six-monthly pathway; participants will be screened at six-month intervals and their retinopathy will be more closely monitored. On this pathway images are taken with an OCT (Optical Coherence Tomography) Camera, which views the eyes in 3D, showing what’s going on beneath the surface of the eye.

 **DID YOU KNOW?**

It is estimated that there are approximately 190,000 people in Ireland with diabetes and 10 per cent of them are at risk of sight threatening retinopathy.

 **DID YOU KNOW?**

In 2022, The Diabetic RetinaScreen Programme screened over 112,000 participants

 **DID YOU KNOW?**

Diabetic RetinaScreen is FREE!
It is available to people with Type 1 and Type 2 diabetes from the age of 12 years and over.



An tSeirbhís Náisiúnta Scagthástála
National Screening Service



3. Two-Yearly Screening

Participants with a result of no retinopathy for two consecutive years will be recalled on a two-yearly screening recall basis. There is no change to the type of eye screening test. The risk of developing significant retinopathy is lower for participants who have received a 'no retinopathy' result for two consecutive years.

4. Screening women with Diabetes who become pregnant

This is a new pathway commencing in 2023. Pregnant women with pre-existing Type 1 and Type 2 diabetes can have an increased risk of progression of diabetic retinopathy. Women with pre-existing diabetes should therefore be screened for diabetic retinopathy regularly during pregnancy. Early assessment ensures that treatment can start as soon as possible and can act as a baseline to observe any further deterioration.

Diabetic pregnant women will be referred to this pathway by their midwife or obstetrician by emailing the referral to pregnancyeye@screeningservice.ie and will be offered their screening appointment soon after their first antenatal appointment.

If the participant has had a screening appointment in the previous three months, they will not be called for a screening appointment until 16 – 20 weeks gestation or 28 weeks gestation depending on their result.

If early stages of retinopathy are detected at the first screening appointment, these women will be offered another screening test between 16 and 20 weeks of pregnancy. Participants will also be offered an additional screening appointment after 28 weeks of pregnancy.

Should any significant retinopathy be discovered at any of these screening tests, these patients will then be referred to an eye specialist in the diabetic treatment clinics nationally. We will also offer screening three months postpartum.



Retinopathy & Maculopathy (R&M) Grade Information

After the patient attends their free screening appointment, results will be sent to the participant, their nominated GP and/or endocrinologist, who will also receive the associated management recommendation. The GP will receive a more in-depth results letter of the outcome of the patient's screening appointment. This will allow the GP to discuss the results and/or treatment management options available to the patient.

Below is a breakdown of results that may appear on a patient's result letter and what they indicate. The grade on the patient's result letter will determine what screening pathway they are placed under in order to facilitate their individual needs.

| | | | | | | |
|--------------------------------|--|---|--|--|-----------------------------|--------------------------|
| R0 No retinopathy | R1 Background retinopathy | R2 Pre-proliferative retinopathy | R3S Stable proliferative retinopathy | R3A Active proliferative retinopathy | M0 No maculopathy | M1 Maculopathy |
|--------------------------------|--|---|--|--|-----------------------------|--------------------------|

How to register your patients with Diabetic RetinaScreen



By contacting Diabetic RetinaScreen on Freephone 1800 45 45 55.



Through the Health Professionals section of www.diabeticretinascreen.ie with an MCRN.



Patient's can self-register online at www.diabeticretinascreen.ie
A registration form can be completed online, printed, verified with a practice stamp and sent by Freepost to Diabetic RetinaScreen.



Get Screened for Diabetic Retinopathy
We currently have 158 screening locations throughout the country.
Our locations can be found by visiting our website:
<https://www2.hse.ie/conditions/diabetic-retina-screening/locations/>



New Freepost Address

We have changed our current PO box address to a new Freepost address:

Diabetic Retina Screen
Freepost FDN7633
National Screening Service
Kings Inns House
200 Parnell Street
Dublin 1
D01 A3Y8

Find out more:

- Freephone
1800 45 45 55
- Visit the Health Professionals section of www.diabeticretinascreen.ie